

The logo consists of a circular grid pattern on the left, followed by the text "Tunnel CAD" in a bold, sans-serif font.

Tunnel CAD

The comprehensive solution for Tunneling

www.tunnelcad.com

The logo features a stylized lowercase 'i' and 'q' in white and orange, with the text 'software development' and 'soft' below it.

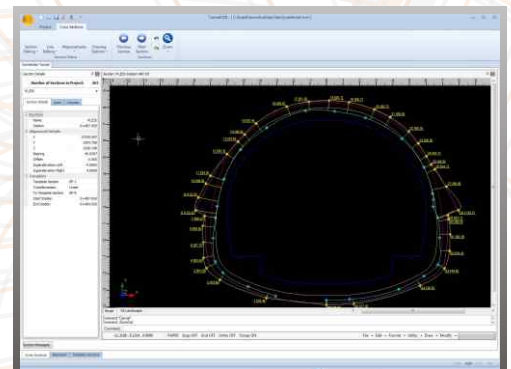
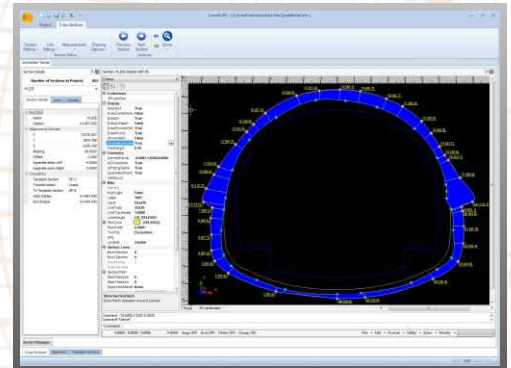
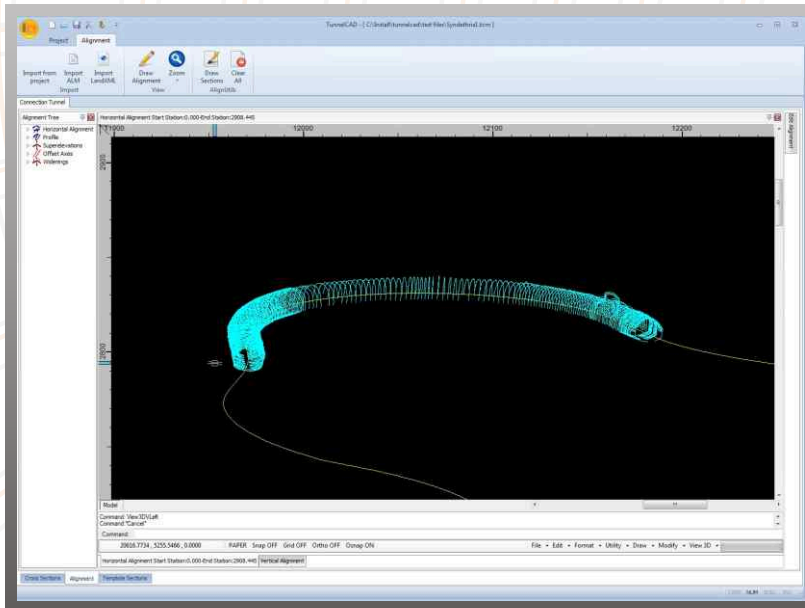
software
development **soft**

TunnelCAD

- TunnelCAD is a complete solution for graphic and numerical comparison of design vs measured cross sections in underground constructions. Volume calculations between any combination of measured or design lines are possible. Compact solution using our field solution TunnelCE.

Main features

- Fast - User Friendly interface / Multilanguage support.
- Standalone drawing environment compatible with DWG/DXF/DGN.
- Compact project save in one file.



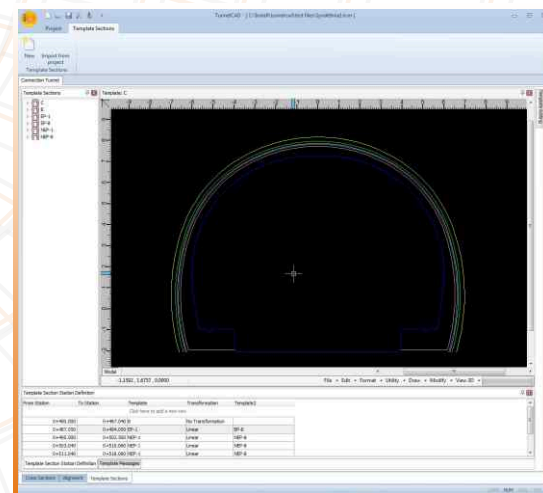
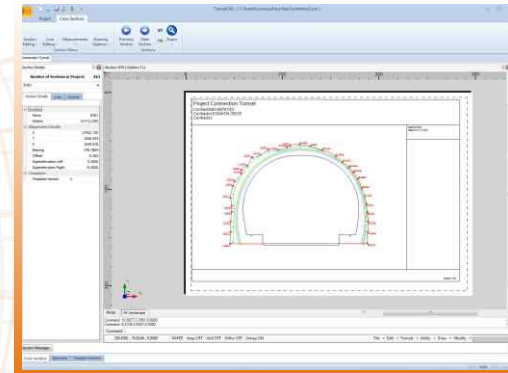
Input

- Project data (axis, theoretical profiles, offset axis).
- Import theoretical profiles from DWG/DXF.
- Linear transformation to theoretical profile in grout umbrellas.
- Unlimited number of lines in theoretical profiles, measured lines, points in measured lines.
- Import measurements from various file formats.
- Direct communication with our field solution TunnelCE.



Results

- Profile evaluation with graphic and/or numeric data analysis.
- Volume computations between theoretical and measured lines (Segmentation).
- Calculate volumes using up/low/left/right levels (segmentation).
- Layer thickness analysis (Shortcrete, Concete).
- Under and overbreak.
- Export sections to DWG/DXF/DGN/PDF/Image.
- Section print using custom or integrated Layouts.
- Automatic creation of 3d visualization from any measured line.
- As built documentation.





www.tunnelcad.com



11th km Ioannina - Athens, Bizani, Greece, P.O. 45 500
Tel.: +30 26510 92287, Fax.: +30 26510 92532
email: tunnelcad@tunnelcad.com